

# CMX 304: Making Comics 1

## V: Time/Space, improv mini-comic

Nick Sousanis

[Sousanis@sfsu.edu](mailto:Sousanis@sfsu.edu)

Tw: nsousanis

Spring 2021


San Francisco State University

### *Response Gallery 13: Formal Use of Time/Space.*

For this exercise, create a short comic that makes use of the spatial nature of comics to do something unusual in the storytelling that could ONLY be done in comics. We've talked about the idea of simultaneity in comics, looked at examples of panel breaking and the role the very structure of the panels can have in the storytelling, as well as the strange play with time in Here and How Things Work Out. Play around with it, have fun with it and see what you come up with!

# Formal Use of Time & Space


Eli




Jennry



Tiph








With this comic page I attempted to represent how comics are all about context and how an object (in this case an apple) can be rising or falling depending on what images are placed around it and how it is interpreted by the reader.


Jade

This was the first time that I started to draw more things on my characters because I wanted to explore more with my drawings now that I had more experience making comics. I started to use cats, rabbits, and bears in my comics going forward.






Rebecca



Edmund



# Formal Use of Time/Space

For this comic I wanted to demonstrate how you can show the passage of time yet have something happening over that time simultaneously.

I chose to demonstrate this through the emotional feeling of hearing bad news and feeling like your soul has been separated from your body until it returns later in the day.





Keila




Julia



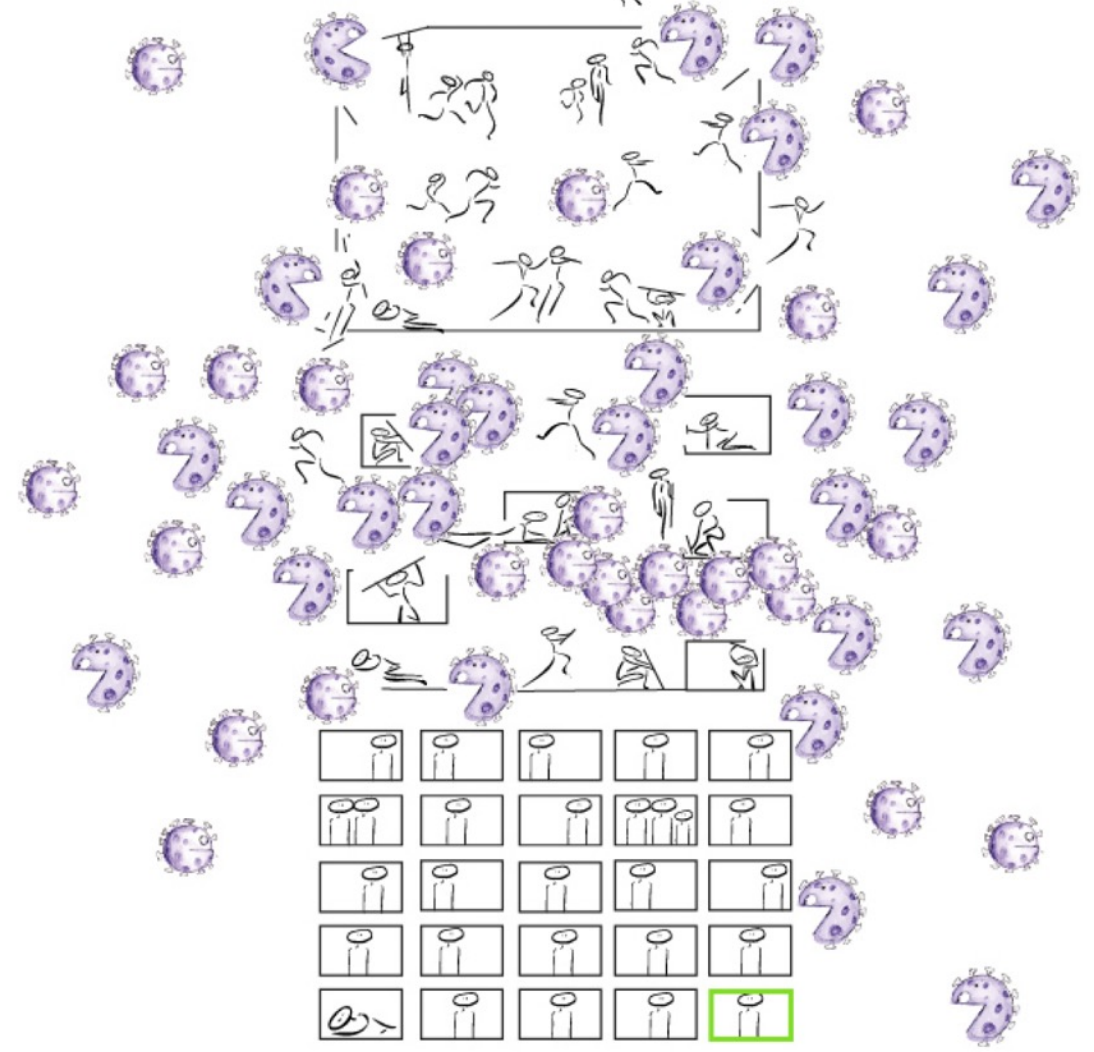
# Formal Use of Time/Space

I played with time & space by having the character grow slightly older as they walk around the page. I played with the length of the characters hair & the time of day. Made me realize that pretty much anything is possible on a comic page



# FORMAL USE OF SPACE AND TIME

This comic shows people building  
their own panels to escape from  
Covid.





## *Response Gallery 14: in-class improv mini-comic.*

**Improv mini-comic rules:** Do the Cover Last! – we'll come back to that at the end...



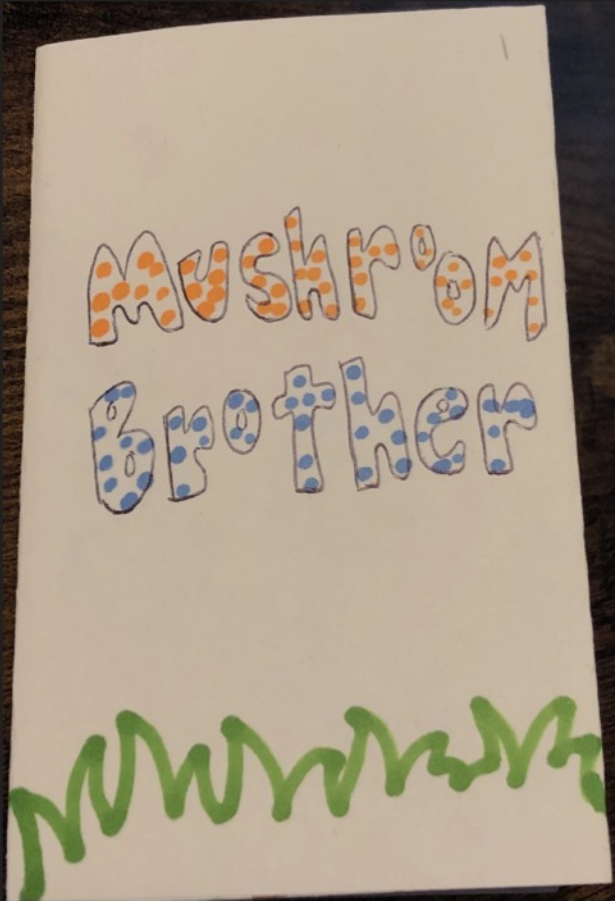
Each page *can* act as a single panel – or – you can divide pages into multiple panels if you choose.

Here are some prompts to include across the pages of your mini-comic.

[Stuck on any step – close eyes, make random squiggly mark on page – use it as part of your composition... \*Consider doing the prompts for different pages out of order]


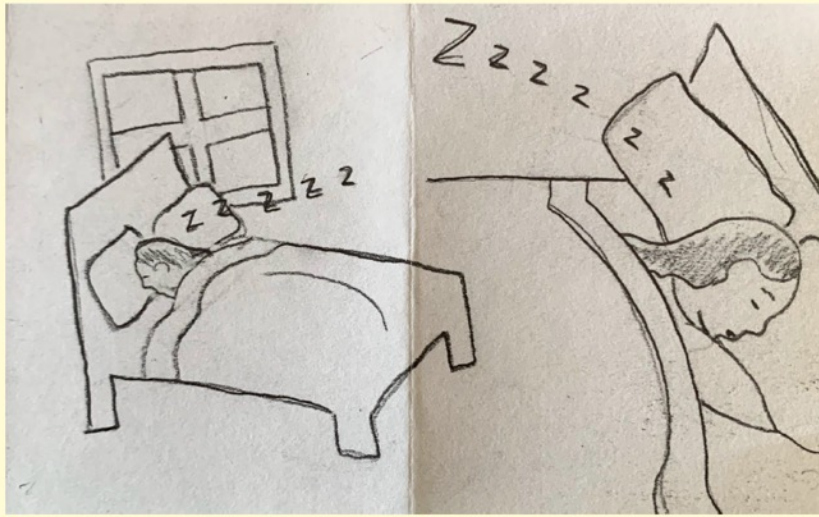

1. Imagine a moment in the future, for example 6 months/twenty years from now: Draw something that sets the scene. Draw a character (perhaps like we did earlier). How do they feel in this moment? Where are they? Draw their environment.
2. And then what happened? Pick out some object that you can see in the room you are in, and incorporate it into the narrative
3. Use a Major camera change – zoom in close-up/zoom out – big scene
4. Find a recent text/message on your phone – incorporate it into the narrative. The text can be a line of dialogue, thought, narrative caption, sound effects, background noise, on a billboard, book jacket...
5. A page or panel with no words or images, just marks or textures—create a **mood**
  1. OR Try a panel or page with only words or sound effects, no pictures
6. Make a time jump – flashback/leap forward in time
7. ENDING – finish story however you want
8. Do the Cover – Add a TITLE and relevant imagery to capture essence of your tale. Don't forget to add byline!

# Improv Mini Comic





# In Class Improv Mini-Comic




This mini comic is based off a meme a friend sent me recently about a showdown between an octopus and a cat. It was great to finish a comic in only a couple minutes and made comics-making seem less daunting and more doable.





# Improv Mini-comic

I believe this was our first use of improv comic making in this class, and I really enjoyed it. You have to stay within the prompt given for each page, and in a way that makes it easier to make the comic. I didn't have to worry as much about where the story was going since I didn't know what prompt was coming next, and that made it more fun for me.






Jennifer





## Improv Mini Comic

First learning about the form of a mini comic. This was a quick example of the small yet fun format that can easily be shared with others.





# In Class Mini-Comic

I liked this format. It reminded me of making a mini zine. As for the concept of this comic, I read an instagram post on how we as humans can learn from plants. I thought it was really nice so I decided to make it into a comic.



BY KEILA MCFALL



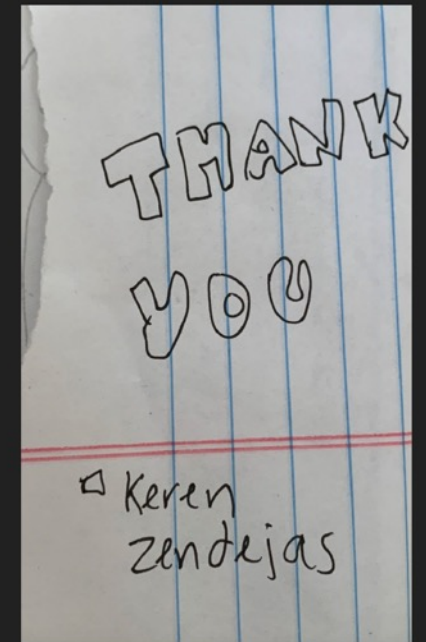

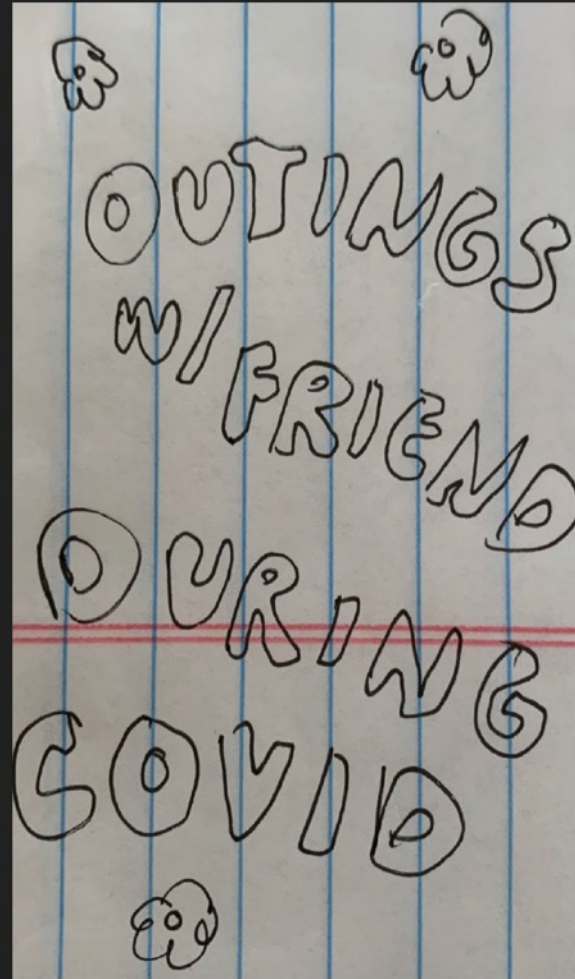
BE PATIENT WITH  
YOURSELF JUST AS  
YOU WOULD BE




WITH FLOWERS  
BEFORE THEY  
RISE FROM THE  
EARTH.



# In-Class Mini Comic







# IN-CLASS IMPROV MINI COMIC

A mini comic by Evie