

CMX 304: Making Comics 1

II: Cutout activities

Nick Sousanis

Sousanis@sfsu.edu

Tw: nsousanis

Spring 2021

San Francisco State University

Response Gallery 5: Relationship Cutouts.


Think about some relationship that you know of (you and another person, a pet, an organization, a subject, or another person and their relationship(s) – whatever you do, base it on something real. Create a cutout that relates the parties by the shape you cutout, the color, and how you organize the space between them. Share a brief description of what you did and what choices you made...

Relationship Cutouts


Mikyla: This cutout represents the relationship between my dad and me. We have always been very close and he is very good at bringing me back down to earth with his calming presence. I can sometimes be all over the place and I have a hard time staying on task which is why the pink and orange blob is lifted off of the page while the green blob (my dad) is grounded and is always there to pull me back in.



✧ Cutouts



This represents my little sister and I because we are often told we are so alike that we should have been twins. However we do have some differences as shown in the inside of the shape.



These cutout comics were something that I struggled with since I do not normally work with cutouts. However, I think they are interesting to explore. I like how can do a lot neat tricks with cutout. For example, for my action comic, you can move the man through the panels.


Relationship Cutout



Relationship Cut Out Activity


For my relationship, I decided to represent my relationship with online school and zoom classes. The blue rectangle is meant to be a computer with the black dots representing classmates and the yellow dot representing my zoom square. The green growing from the yellow dot is meant to show my attempt to learn and "grow" despite being restricted to a screen. The blue computer is a pop-up that opens and closes.

Rebecca: My relationship shape is of me and my dad. He is larger because of his role in our family, yet he has spikes because he has his insecurities and faults. However they are pointed away from the smaller shape (me) because he puts his family first. My shape is partially behind his because I feel very protected by him, yet sometimes it is also a feeling of being overshadowed or unheard. He is green because he is very into nature and I am pink because that was my favorite color when I was younger.




Michael: For this assignment, I decided to use red and blue construction paper and created loose, abstract shapes which overlap one another. The two large shapes represent my personal relationship with my dad. Even though I love him dearly, I feel that we often conflict and constrict each other. The red shape is symbolic of my dad, and the lines surrounding the shape are meant to convey strong energy and motion.





Julia: I chose to depict my friend and I as blue and yellow rectangles, both standing on the same ground and overlapping to show our closeness/friendship. I blobs underneath us represent our thoughts and emotions that we share with each other, hence while the colors cross. The smaller more jagged shapes represent the things that we hold on to and are scared to share with the other, which is why they are not crossing.




Nathan: These cut out shapes represent me and one of my good friend T. The shape on the right represents me and my sharp/honest/erratic personality. The blob shape on the left represents my friend T who has a much calmer and softer personality compared to mine.



Evie: This is an interesting relationship I thought would be cool to have a go at representing. Its my friend and her mum. Her mum basically plans a lot of her life, probably a bit too much, and my friend doesn't seem to mind at all. It's not toxic or anything, which is why I tried to use curves and calm colours to show that she isn't aggressively controlling, but very protective to point of not letting my friend go off on her own way.

Relationship Cutouts


Super fun working with cutouts. The relationship I created was not the healthiest relationship between two family members. The character on the right side is learning how to set boundaries & grow




Response Gallery 6: Cutout Comics.

Demonstrate the following using 3-6 panels for each prompt: 1) time 2) action 3) emotion, along with a brief description of what you did and what choices you made...


Cutout Comics



Time: I decided to show a ball bouncing up and down with the six larger panels representing the ball bouncing at a slower pace and the bottom row of panels representing the ball bouncing at a faster pace.

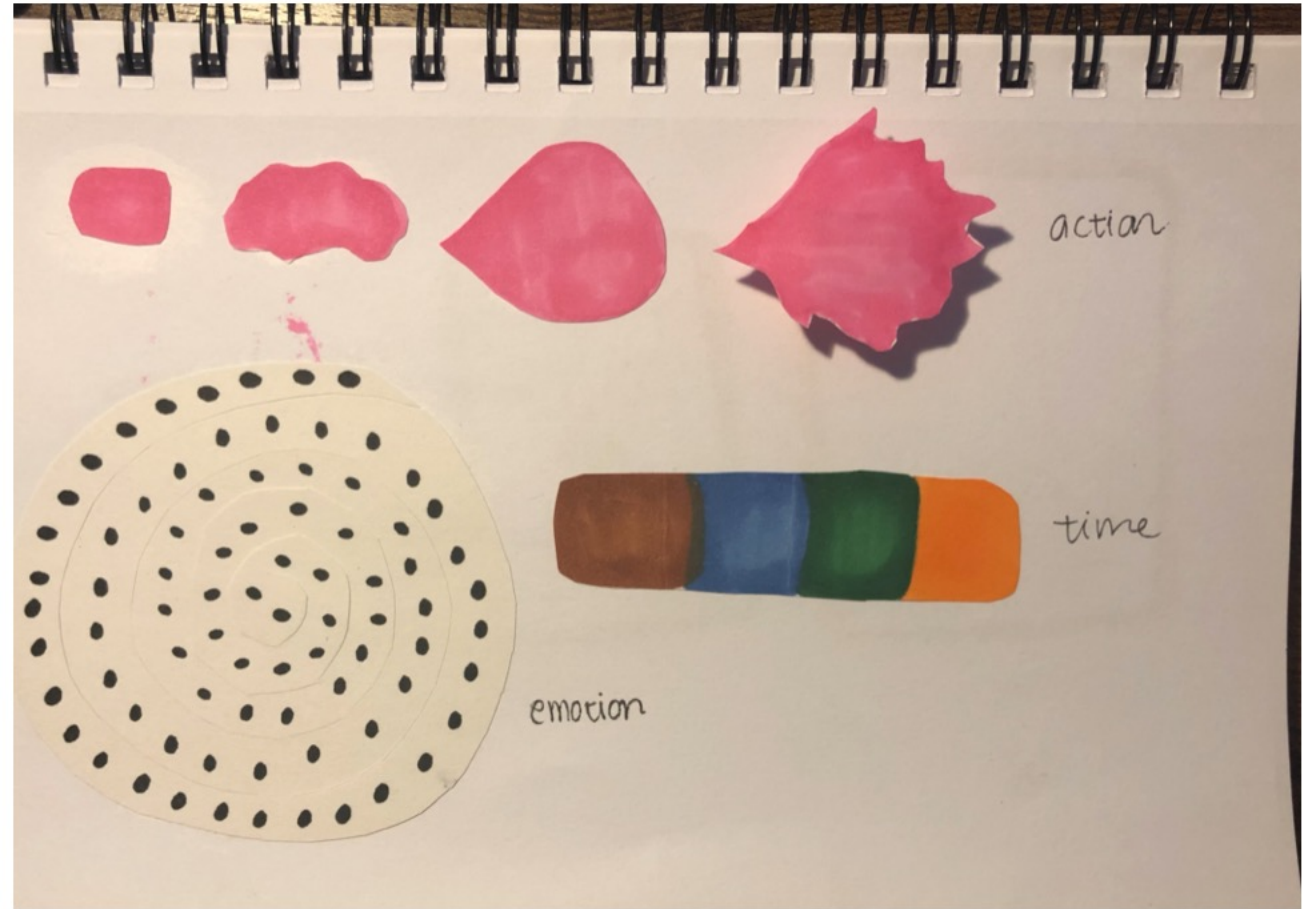


Action: I decided to show a fight between a square and a circle the five simple horizontal panels are meant to make the reader focus on the action of the characters rather than the format of the page.



Emotion: For the emotion cutout I misheard the professor and thought he said "motion". As a motion my cutout is supposed to show a swing moving back and forth.


Mikyla



The action is a piece of bubble gum being chewed and popped when it becomes a bubble.

Time is shown with colors representing the four seasons.

Emotion is a spiral and can go forwards or backward since healing and emotions are not linear.






Jennry: For the time, I thought of three kinds of time. One, I view it as never-ending time so I did an infinity. Second, a line that doesn't stop. And third, I tried to cut out an hourglass time as we measure time.

For action, I thought of the domino effect and then I turned it into like a cartwheel in a way.

For emotion, I put a small circle to indicate that I don't get mad a lot. For the purple color, it's the sea of how I can be sad sometimes. As for black, I can get depressed at myself or at other people occasionally so I wanted to shape it like fire since it might occur at any time. And as for the pink, the dark pink is how happy I can be and for the light pink, it's an imperfect circle for how I am in general. So overall, I have like 4-5 different emotions for how I'm feeling inside over the current course of this pandemic.

Cutouts Cont. (sequences)

The next cut out activity was making 3 comics demonstrating the sequence of emotion, time, and action. This activity really made me think, and I was happy with the end product. I mostly drew in pencil all semester and this activity gave me a chance to see how much color can influence a piece. The finished products reminded me a bit of what one might see on a kids show.


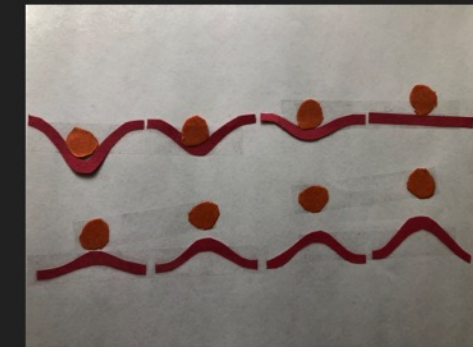




Cut Out Comics

Switching up mediums we started testing the waters with cutting paper. Colors representing emotion, and shape representing presence. I found myself being as simple as a little green orb.


I created an orange grate to reflect the institutions we are kept in.

I also showed time, movement, and emotion with more or these colorful cut outs.




Kiana

time



action



emotion





Evie

CUT OUT COMICS

TIME. ACTION. EMOTION.

Action is highlighted by having inaction either side.

My emotion comic is not as poetic as the rest of my groups but I quite like it. I think showing this sequentially, with my blob descending into tears shows a lot more emotion than one image alone.



Cutout Comics

- 1) Time. The top row is my attempt of showing time passing through the light changes during the day
- 2). Action. A square is holding a bat, swings at a ball, & sends it flying
- 3). Emotion. This comic has two shapes as the characters. One has a grid pattern & the other has a marbled pattern. The gridded character comes home from work angry, takes the anger out on the marbled patterned shape until they are both angry.

