

Comics & Culture Overview & Student Projects F2018

Nick Sousanis

San Francisco State University

sousanis@sfsu.edu

<http://spinweaveandcut.com/education-home/>

Comics Studies @SFSU

<https://humanitiesliberalstudies.sfsu.edu/minor-comics-studies>

Part 5: Emotion drawings, Thumbnails, Heroic-
You & Mini-Comics, Final Reflections

In-class self-portraits and emotion drawings

In-class, we first drew ourselves as a TinTin character, then we did emotional line drawings, and finally a quick cartoon self-portrait thinking about the line as depicting our emotional state for the drawing. Post here with a comment or two...


December 5th 2018

LINES!

HAPPY LINE:




ANGRY LINE:



SAD LINE:




EXCITED LINE:



FRUSTRATED:



TINTIN
-ESQUE:



j'excuse for the notes in the corner...

the lines were very interesting.. great to see the similarities and differences in the lines in class, and also pretty amazing how there is this unspoken "line language" that showed itself through the exercise.

Tin-Tin style was difficult- but I enjoyed the attempt (how the heck does hair work?!?!?) Hergé's style is simple, yet extremely deliberate, which is difficult for shaky/scrity-scratchy folks, but again, was interesting to try.

It was fun to try the self-portrait with the lines being driven by a specific emotion (mine was "nervous tension with a sprinkling of excitement") I had never tried that before and am now thinking of how that can be used in my comics...

happy

ANGRY

sad

excited

FRUSTRATED



12/5

NICK-TIN


excited

Sad

MAD

Happy


Frustrated




Jeremy Erickson



happy
frustrated

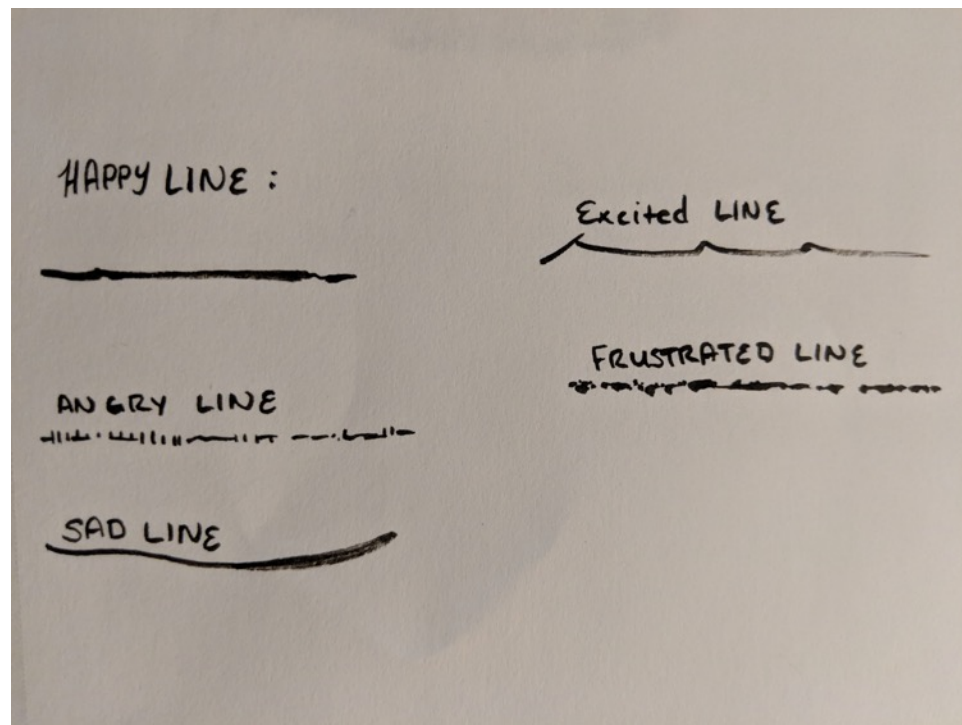


Sad



frightened






Felt like bleh after recovery from sickness... So it's reflected in my self portrait using emotional lines. The different lines based on emotion was difficult and still something I want to look into further.

TIN-TIN-ESQUE



HAPPY




ANGRY



SAD



EXCITED



FRUSTRATED



FOCUSED





Not sure about my TinTin self portrait but I definitely enjoyed doing work with lines! For my "confused" line self portrait I tried drawing without lifting the pen, to create a continuous line... didn't totally achieve that, but the feeling is still communicated.




Happy


Mad

Sad


Excited

Frustrated

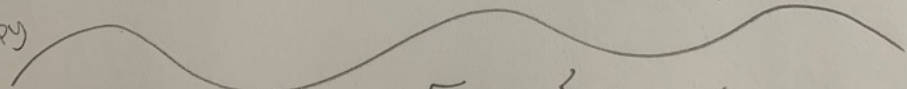





Frustrated




Happy




Angry



Excited





Emotion: Tired



Thumbnail exercise

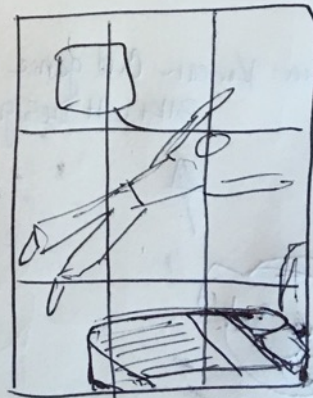

Make a thumbnail from page from *Epileptic* and then a quick 3-page thumbnail of a story each person made up.



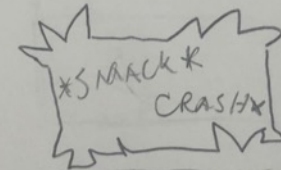

11/28 - Thumbnails

pg. 311

*Note Aspect



Thumbnails



Heroic-You!

In-class – we made a mini-comic and you made your own hero!

Post an image of your full mini-comic here...



This was fun. I feel accomplished now, completing a comic longer than a couple pages. The other examples of mini-comics are amazing, and I may dare an attempt at making some!

Avatar



Wizard



Excalibur



Telekinesis



Me as a
HERO



SWAG



Super Strength



Invisibility




I should probably
read what I
read now...



I couldn't be the same anymore...




So I became



But books can be dangerous



Lustra



LIBRARY




and often
visited the
library...



I loved to
read...



Lustra






A MINI BOOK
ABOUT ^(IN COMIC FORM)
A GIRL WHO
GETS HER POWERS
FROM BOOKS.

BY: GINA MATTED



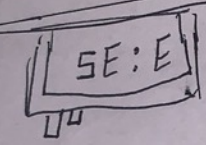




THE Vanisher






My day goes
by a lot faster
than the average
day



Every day, I wake
up, and it's the same
thing. EVERY DAY.

But not the same as
your normal everyday



Reflections:

On the penultimate day, everyone presented their thoughts on what they'd take from class in some visual fashion by drawing/writing/comics-ing on a sticker label.

Your key takeaways from the class - drawn, sketchnoted, comic-ed, and other image-text ways...

We compiled those all on a single page - as pictured below...

Monica Taylor

I Can't Draw

Freedom to teach

Freedom to teach

Comic Strip

Comic Strip

The Importance of...

The Importance of...

Comic Strip

Comic Strip

Comic Strip

Comic Strip

COMICS CAN BE AN ART FORM

COMICS CAN BE AN ART FORM

Comic Strip

Comic Strip

Comic Strip

Comic Strip

Comic Strip

Comic Strip

Comic Strip

Comic Strip

Comic Strip

Comic Strip

Attention 2

Attention 2

Comic Strip

Comic Strip

Comic Strip

Comic Strip

Comic Strip

Comic Strip

Comic Strip

Comic Strip

Comic Strip

Comic Strip

Comic Strip

Comic Strip

Comic Strip

Comic Strip

Comic Strip

Comic Strip

Comic Strip

Comic Strip

Comic Strip

Comic Strip

Comic Strip

Comic Strip

COMICS

COMICS

COMICS

COMICS

COMICS

COMICS

COMICS

COMICS

COMICS

COMICS

COMICS

COMICS

COMICS

COMICS

COMICS

COMICS

COMICS

COMICS

COMICS

COMICS

COMICS

COMICS

COMICS

COMICS

COMICS

COMICS

COMICS

COMICS

COMICS

COMICS

COMICS

COMICS

COMICS

COMICS

COMICS

COMICS

COMICS

COMICS

COMICS

COMICS

COMICS

COMICS

COMICS

COMICS

COMICS

COMICS

COMICS

COMICS

COMICS

COMICS

COMICS

COMICS

COMICS

COMICS

COMICS

COMICS

COMICS

COMICS

COMICS

COMICS

COMICS

COMICS

COMICS

COMICS

COMICS

COMICS

COMICS

COMICS

COMICS

COMICS

COMICS

COMICS